

SAFER HILLINGDON PARTNERSHIP PERFORMANCE MONITORING

Contact Officer: Teresa McKee
Telephone: 01895 556322

REASON FOR ITEM

Part 1 - To enable the Committee to comment on the Safer Hillingdon Partnership's performance in 2014/15.

Part 2 - To enable the Committee to note on the new objectives within the 2015/16 annual plan and comment on performance to date.

Part 3 - To enable the Committee to note performance data and trends.

OPTIONS AVAILABLE TO THE COMMITTEE

The Committee is asked to note the contents of the report and ask questions of the chief officers of the Safer Hillingdon Partnership in order to clarify matters of concern in the Borough.

SUGGESTED COMMITTEE ACTIVITY

Members to scrutinise the Safer Hillingdon Partnership's performance in quarter 1 April to June 2015.

BACKGROUND PAPERS

NIL.

PART 1 - Safer Hillingdon Partnership Annual Plan 2014/15

The 2014/15 Safer Hillingdon Partnership Plan has now concluded with the following performance:

Safer Hillingdon Partnership Annual Plan 2014/15 End of year report						
OBJECTIVE	PROJECT	TARGET	Q1	Q2	Q3	Q4
Deal effectively with ASB	Deal effectively with ASB reported to the council, police & other agencies	Satisfaction levels of reporters of ASB to the council above 70%.	Survey to be held in Q3.	Survey to be held in Q3.	Satisfaction level in survey was 50%. MISSED TARGET	Survey is annual in September
		ASB cases reported to the council are closed with a successful outcome in 70% of cases.	77% successful outcome ON TARGET	87% successful (Q1+Q2) ON TARGET	88% successful (Q1+Q2+Q3) ON TARGET	87% successful (Q1+Q2+Q3 +Q4) ON TARGET
		Maintain reductions in police ASB reports (2013/14 total = 10,109)	Current rolling 12 mths = 9,541 ON TARGET	Current rolling 12 mths = 8,864 ON TARGET	Current rolling 12 mths = 8,587 ON TARGET	Current rolling 12 mths = 8,330 ON TARGET
		Develop & manage co-ordinated ASB case conferences for complex cases.	Introduction of complex case meetings planned for Q3. ON TARGET	Introduction of complex case meetings planned for Q3. ON TARGET	Planning for introduction of new Community Risk MARAC taken place. First CRMARAC to be held in February 2015. ON TARGET	Two Community Risk MARACs held hearing a total of 10 cases. All cases were subject to multi agency action plans. ON TARGET
		Develop, implement & manage Community Trigger.	Draft process agreed between police and LBH. Training events attended. Discussions with RSLs planned for	Discussions with individual RSLs taken place. Group meeting to take place in Q3. Agreed input of Victim Support to	First Community Trigger case received and dealt with in December 2014. Action plan agreed and implemented.	No further Community Trigger cases received.

PART I – MEMBERS, PUBLIC AND PRESS

			Q2. ON TARGET	assist residents / reporters. ON TARGET	ON TARGET	ON TARGET
--	--	--	-------------------------	---	------------------	------------------

OBJECTIVE	PROJECT	TARGET	Q1	Q2	Q3	Q4
Reduce offending and victimisation	Deal effectively with criminal justice clients with alcohol misuse problems (LCPF funding)	40% of criminal justice clients to successfully complete alcohol interventions.	45% of criminal justice clients on scheme have completed alcohol intervention. ON TARGET	51% of criminal justice clients on scheme have completed alcohol intervention. ON TARGET	70% of criminal justice clients on scheme have completed alcohol intervention. ON TARGET	69% of criminal justice clients on scheme have completed alcohol intervention. ON TARGET
		Of year 1 cohort who completed alcohol interventions: 45% report reduced alcohol consumption.	100% of criminal justice clients on scheme report reduced alcohol consumption. ON TARGET	90% of criminal justice clients on scheme report reduced alcohol consumption. ON TARGET	91% of criminal justice clients on scheme report reduced alcohol consumption. ON TARGET	88% of criminal justice clients on scheme report reduced alcohol consumption. ON TARGET
		Of year 1 cohort who completed alcohol interventions: 12% will not be arrested & charged with alcohol related crimes.	None of this cohort has been arrested/charged with alcohol related crimes in 6 mths after leaving scheme. (Police data not available - these figures are self reporting). ON TARGET	97% of this cohort has self-reported no arrests/charges for alcohol related crimes. (Police data not available - these figures are self reporting). ON TARGET	90% of this cohort has self-reported no arrests/charges for alcohol related crimes. (Police data not available - these figures are self reporting). ON TARGET	90% of this cohort has self-reported no arrests/charges for alcohol related crimes. (This figure relates to police data.) ON TARGET
	Deal effectively with criminal justice clients with drug misuse problems (LCPF funding)	Minimum 37% of clients receiving a brief intervention after Test on Arrest fully engage with DIP.	78% of clients identified via TToA have fully engaged with DIP. ON TARGET	100% of clients identified via TToA have fully engaged with DIP. ON TARGET	100% of clients identified via TToA have fully engaged with DIP. ON TARGET	100% of clients identified via TToA have fully engaged with DIP. ON TARGET

PART I – MEMBERS, PUBLIC AND PRESS

		Minimum of 25% of fully engaged clients abstain from crack/heroin within 6mths.	34% of clients engaging with DIP have abstained from crack/heroin within 6mths of engagement. ON TARGET	38% of clients engaging with DIP have abstained from crack/heroin within 6mths of engagement. ON TARGET	40% of clients engaging with DIP have abstained from crack/heroin within 6mths of engagement. ON TARGET	50% of clients engaging with DIP have abstained from crack/heroin within 6mths of engagement. ON TARGET
		Minimum of 12% of fully engaged clients will not have been arrested & charged with drug possession/supply within 6 mths.	None of these cohort have been arrested/charged with drug possession/supply in 6 mths after leaving scheme. (Police data not available - these figures are self reporting). ON TARGET	None of this cohort has self reported being arrested/charged with drug possession/supply in 6 mths after leaving scheme. (Police data not available - these figures are self reporting). ON TARGET	None of this cohort has self reported being arrested/charged with drug possession/supply in 6 mths after leaving scheme. (Police data not available - these figures are self reporting). ON TARGET	93% of clients have not been charged or arrested with target offences. (This figure relates to police data). ON TARGET
Deliver new effective partnerships to work with Integrated Offender Management cohort.	New Community Rehabilitation Company & NPS to meet at least 4 times per year with local IOM Strategic steering group.	New organisations came into being in June. Meetings held with CRC managers & new single points of contact agreed. ON TARGET	New Strategic Group met in early September. Chaired by CRC. Emergency IOM fund in place. ON TARGET	Strategic Group met in early December. Topics discussed included housing provision for offenders and the new London IOM Framework. ON TARGET	Strategic Group continues to meet. Housing remains a significant issue for the IOM group. Work continues to clarify Red, Amber, Green status of IOM subjects. ON TARGET	
	IOM cohort managed effectively & all red/amber cases brought to monthly panel at least once per year.	IOM cohort = 46. Red/amber cases brought to monthly panel for discussion. Suitable housing is a key concern.	IOM cohort = 46. Red/amber cases brought to monthly panel for discussion. Housing remains priority concern as	IOM cohort = 46. Red/amber cases brought to monthly panel for discussion. Planning has started for an IOM workshop in February 2015.	IOM cohort = 46. The IOM workshop was not able to take place in Q4 as no suitable dates could be found. Housing have been invited to attend CRC team	

PART I – MEMBERS, PUBLIC AND PRESS

				does information sharing with DWP and health.		meetings to share information about available housing for offenders. Work continues to ensure smooth running of monthly meetings. ON TARGET
			ON TARGET	ON TARGET	ON TARGET	ON TARGET
	Deliver support services to victims of domestic violence	Ensure at least 50 Specialist Domestic Violence Court sessions are held in Uxbridge.	12 SDVC sessions held in Q1. ON TARGET	12 SDVC sessions held in Q2. ON TARGET	12 SDVC sessions held in Q3. ON TARGET Pan London domestic violence project will see the introduction of 3 additional IDVA posts for coming 2 years.	12 SDVC sessions held in Q4. ON TARGET
		Ensure at least 10 Multi Agency Referral and Assessment Conferences are held for priority domestic violence victims.	3 MARACs held in Q1. ON TARGET	3 MARACs held in Q2. ON TARGET	3 MARACs held in Q3. ON TARGET	3 MARACs held in Q4. ON TARGET
	Deliver support services to residents who are hoarders	Ensure at least 10 cross-agency Hoarding Panels are held and effective support plans implemented for vulnerable residents	3 Hoarding/self-neglect panels held. Chaired by LFB. ON TARGET	3 Hoarding/self-neglect panels held. ON TARGET	3 Hoarding/self-neglect panels held. ON TARGET	2 Hoarding/self-neglect panels held. ON TARGET
	Improve training, guidance & information	Review and refresh "Be Safe at Home" e-learning package	Current content being reviewed and updated.	Additional modules have been added to the	Final input to training package to allow it to be accessed through	New e-learning package to be launched in 2015/16.

PART I – MEMBERS, PUBLIC AND PRESS

	about improving home safety		Meetings held with Learning & Development to ensure external access to training. ON TARGET	"Be Safe" training. Final version to be launched in Q3. ON TARGET	different software has delayed final launch of new e-learning package. SOME SLIPPAGE	SOME SLIPPAGE
	Improve resilience of Year 6 pupils when they transfer to senior school	Support "Junior Citizens" scheme in March 2015. Take active role in planning and delivering project.	Planning for Jnr Citizens 2015 will start in Q2. ON TARGET	Jnr Citizen's group agreeing communication and promotion activities for 2015 scheme. ON TARGET	Jnr Citizen's group planning for 2015 scheme in March 2015. ON TARGET	Jnr Citizens Scheme ran in March 2015 ON TARGET
	Reduce risk factors associated with youth offending (LCPF funding)	Reduce first time entrant's rate in 2014/15 by 4% against the 2013/14 baseline (392). Stretch target of an additional 4%. (Data provided quarterly by YOS. Annual figure confirmed by YJB)	Rate of First Time Entrants is 151. ON TARGET	Rate of First Time Entrants is 269.7. ON TARGET	Rate of First Time Entrants is 358.5. ON TARGET	Rate of First Time Entrants is 439.7. MISSED TARGET
		Reduction in rate (per 100,000 of 10-17 population) of young people receiving their first court conviction in 2014/15 by 4% to 252. Stretch target of an additional 4%	Rate of first court conviction is 77. ON TARGET	Rate of first court conviction is 147. ON TARGET	Rate of first court conviction is 199.5 ON TARGET	Rate of first court conviction is 258.7 MISSED TARGET
	Reduce violent crime	Reduce violent crime by 5% compared to 2013/14	12mths to June 2014 Violence with Injury = 2099. Increase of 36%	12mths to September 2014 Violence with Injury = 2204.	12mths to December 2014 Violence with Injury = 2268. Increase of 34%	12mths to March 2015 Violence with Injury = 2348. Increase of 30% compared to same 12

PART I – MEMBERS, PUBLIC AND PRESS

			<p>compared to same 12 mth period 2013.</p> <p>MISSING TARGET</p> <p>12mths to June 2014 Most Serious Violence = 115. Decrease of 60% compared to same 12 mth period 2013.</p> <p>ON TARGET</p>	<p>Increase of 37% compared to same 12 mth period 2013.</p> <p>MISSING TARGET</p> <p>12mths to September 2014 Most Serious Violence = 108. Decrease of 57% compared to same 12 mth period 2013.</p> <p>ON TARGET</p>	<p>compared to same 12 mth period 2013.</p> <p>MISSING TARGET</p> <p>12mths to December 2014 Most Serious Violence = 123. Decrease of 45% compared to same 12 mth period 2013.</p> <p>ON TARGET</p>	<p>mth period 2014.</p> <p>MISSING TARGET</p> <p>12mths to March 2015 Most Serious Violence = 137. Decrease of 30% compared to same 12 mth period 2014.</p> <p>ON TARGET</p>
--	--	--	---	--	---	--

OBJECTIVE	PROJECT	TARGET	Q1	Q2	Q3	Q4
Reduce crime & disorder in vulnerable locations	Conduct Home Fire Safety Visits (HFSV) in priority postcodes.	Carry out 958 HFSV in Hillingdon (239 per quarter). Of which, 80% carried out in priority postcodes.	Q1 = 543 HFSV ON TARGET	Q2 = 422 HFSV ON TARGET	Q3 = 578 ON TARGET	Q4 = 654 ON TARGET
	Reduce the number of fires	Reduce number of arson fires to 272 (68 per quarter)	53% in priority postcodes MISSING TARGET	58% in priority postcodes MISSING TARGET	Rolling 12 mth 83% in priority postcodes ON TARGET	
		Reduce number of dwelling fires to 149 (38 per quarter)	50 arson fires in Q1. ON TARGET	63 arson fires in Q2. ON TARGET	55 arson fires in Q3 ON TARGET	36 arson fires in Q4 ON TARGET
	Deliver project to reduce raves.	At least 4 meetings of Rave	31 dwelling fires in Q1. ON TARGET	37 dwelling fires in Q2. ON TARGET	39 dwelling fires in Q3 ON TARGET	40 dwelling fires in Q4 ON TARGET
			Rave Reduction meeting held in	Second meeting held and positive	Model of prevention and management of	Unclear if Rave Reduction Steering

PART I – MEMBERS, PUBLIC AND PRESS

	Reduction steering group each year.	Q1. Vulnerable properties identified and LFB carrying out visits.	feedback from police and LFB about number of planned raves that have been prevented. Work continues to understand the range of tools and powers available to prevent raves taking place.	raves developed in Hillingdon now being used as basis for Met wide policy. Q4 to review operations over festive period.	Group needs to continue	
			ON TARGET	ON TARGET	ON TARGET	SOME SLIPPAGE
Deliver crime reduction projects to vulnerable locations in Hayes town.	Deliver a range of preventative and enforcement action against crime and ASB located in alleyways in Hayes town centre.	Work started to clear alleyway between Coldharbour Lane and East Ave. Discussions with businesses to install lights.	Chrysalis funding agreed for gates in courtyard of Coldharbour Lane/East Ave alleyway. Work to take place in Q3. Private owners of land to rear of Santander agreed to install new fences.	Gates for Coldharbour Lane have been ordered for installation early 2015. New businesses now back onto the alleyway so additional agreements have been reached with these businesses.	Work is underway to improve private service road behind businesses on East Avenue and on Botwell Lane. Taking enforcement action and encouraging businesses to apply for Chrysalis funds.	
			ON TARGET	ON TARGET	ON TARGET	ON TARGET
Reduce the number of burglaries	Reduce total burglary by 5% compared to 2013/14				12mths to March 2015 Total Burglary = 2,583. 9.2% reduction compared to 2013/14 and 32.8% reduction compared to 2011/12 ON TARGET	

PART I – MEMBERS, PUBLIC AND PRESS

OBJECTIVE	PROJECT	TARGET	Q1	Q2	Q3	Q4
Improve resident confidence	Support work of Safer Neighbourhood Board	Support delivery of at least one community engagement event per year.	SNB plan to hold public event in early Feb 2015. ON TARGET	SNB met with chairs of ward panels to agree update of terms of reference etc for ward panels. ON TARGET	Invitations to Q4 event have been sent out. SNB bidding for funding from MOPAC to support youth theatre project to reduce youth violence. ON TARGET	The SNB public event took place in February and was attended by 90 people. The funding for the youth theatre project was approved for delivery in 2015/16. ON TARGET
	Support residents to work together to reduce crime and disorder.	Joint work with Neighbourhood Watch, Street Champions and ward panels to ensure residents can play an active role in crime reduction & prevention.	Community Safety working with Community Engagement Team to identify how to bring Street Champions and NHWatch together in 4 priority areas. Safer Neighbourhood Board identified Ward Panels as possible project for 2014/15. ON TARGET	Current chair of NHW away due to ill health. Ward Panels have met with SNB and agreed updates to documents. ON TARGET	"Feel Proud" community engagement leaflets have been sent out to priority areas. These include information about NHW. All enquiries about new NHW directed to NHW Steering Group. ON TARGET	Neighbourhood Watch continue to provide support and advice to residents enquiring about setting up new Watches. ON TARGET

PART I – MEMBERS, PUBLIC AND PRESS

PART 2 - Safer Hillingdon Partnership Annual Plan 2015/16

The Safer Hillingdon Partnership Plan (2015/16) identifies 4 priority areas for action. Within each key priority are a number of objectives. The priorities and objectives are supported by projects that are delivered by the organisations that make up the Safer Hillingdon Partnership. Performance is reported on a quarterly basis to the Safer Hillingdon Partnership Board. The table below shows the information that was presented to the Board to the end of quarter 1 (June 2015).

Objective 1 - Deal effectively with anti-social behaviour		
Project	Target	Q1
Deal effectively with ASB reported to the council (take robust enforcement action)	ASB cases reported to the Council are closed with a successful outcome in 75% of cases. (2014/15 target 70%, 2014/15 achievement 87%)	Q1 81% ON TARGET
	Reduce reports of ASB made to the police by 10% compared to 2014/15 (2014/15 target 10,109 reports, achievement 8,330 reports 2014/15)	Q1 2015 - 2098 Q1 2014 - 2363 Reduction 11.2% ON TARGET
Deal effectively with ASB reported to police and other organisations	Satisfaction levels of reporters of ASB to the council above 70% (2014/15 target 70%, achievement 50% 2014/15))	Satisfaction survey scheduled for Q3

Objective 2 - Identify and work with vulnerable residents to reduce victimisation		
Project	Target	Q1
Deliver effective support and prevention services to victims of domestic violence	Reduce number of repeat victimisation of cases presented to DV MARAC - NEW TARGET	Number of repeat cases for this quarter: April - 2; May - 3; June - 0
	Ensure pan-London IDVA service (MOPAC project) is fully operational and linked into LBH IDVA service	MOPAC have awarded the IDVA service contract to Victim Support. As of July 2015, MOPAC have advised LBH will receive the following: 2 FTE IDVAs (one of which will focus on repeat victimisation) and 0.5 case

PART I – MEMBERS, PUBLIC AND PRESS

		worker to be base in the Police Station. Additionally, LBH will get 1 FTE IDVA based in MASH and 0.5 caseworker based in Housing. ON TARGET
Reduce victimisation by cybercrime	Police cadets to delivery 100 presentations to older residents about protecting themselves against cybercrime - NEW TARGET	28 presentations delivered ON TARGET
Reduce violence with injury.	Reduce violence with injury by 10% compared to last year (2014/15 target of 1,815, actual reports 2,367 2014/15)	12 mths to June 2014 = 2,104 12 mths to June 2015 = 2,413 Increase of 309 (15%) SOME SLIPPAGE

Objective 3 - Identify and work with vulnerable locations to reduce crime, disorder and ASB		
Project	Target	Q1
Conduct Home Fire Safety Visits (HFSV) in priority postcodes.	Carry out 958 HFSV in Hillingdon. Of which, 80% carried out in priority postcodes. (2,197 HFSV carried out 2014/15, or which 82% in priority postcodes)	Year to date target = 600 Year to date actual = 798 ON TARGET
Reduce the number of dwelling fires and arson fires	Reduce number of arson fires to 267 (2014/15 target of 272, actual reports 204 2014/15)	Year to date target = 67 Year to date actual = 71 SOME SLIPPAGE
	Reduce number of dwelling fires to 148 (2014/15 target of 149, actual reports 147 2014/15)	Year to date target = 37 Year to date actual = 32 ON TARGET
Deliver crime reduction projects to vulnerable locations in Hayes town.	Deliver a range of preventative and enforcement action against crime and ASB located in alleyways in Hayes town centre.	Enforcement action conducted this quarter includes: 46 EPA notices issued for duty of care (waste); waste removal at various sites along Botwell Lane, Coldharbour Lane and Victoria Road followed by issuing of Community Protection Notices; abandoned vehicles removed from Victoria Road and Field End Road, community meeting between business owners,

PART I – MEMBERS, PUBLIC AND PRESS

		police and council to advise of duty of care standards; a Fixed Penalty Notice issued from breach of street trading.
Reduce the number of burglaries	Reduce total burglary by 5% compared to 2014/15 (2014/15 target of 1,815, actual reports 2,583 2014/15)	12 mths to June 2014 = 2,723 12 mths to June 2015 = 2,495 Decrease of 228 (8%) ON TARGET

Objective 4 - Reduce offending and re-offending		
Project	Target	Q1
Deal effectively with criminal justice clients with drug misuse problems (LCPF funding)	Minimum 37% (in Q1) of clients identified as having a treatment need will fully engage with DIP treatment services. Increase to 60% by Q4.	88% (14 out of 16 clients) ON TARGET
	Minimum 25% (in Q1) of clients will achieve abstinence from heroin and/or crack within six months of having fully engaged with DIP. Increase to 40% by Q4	53% (10 out of 19 clients) ON TARGET
	Of those clients who had a treatment need and fully engaged with DIP treatment services, 15% will not have been arrested and charged with drug possession and/or supply within 6 months from the date of engagement with the DIP service.	This target will be reported on in Q4.
Effectively manage offenders and reduce their re-offending	75% of Offenders successfully complete their Community Order/Suspended Sentence Order - NEW TARGET	85% (N.B. - Performance data is for Hillingdon and Hounslow - Business Intelligence Unit at CRC have been unable to 'cut it' for me for Hillingdon only for the data period we are looking. This could be reported back on in future and might be easier in fact when we move out of current cluster alignments into cohort arrangements) ON TARGET
	65% of Offenders successfully complete their licence/Post Sentence Supervision period without recall/breach - NEW	89% (N.B. - Performance data is for Hillingdon and

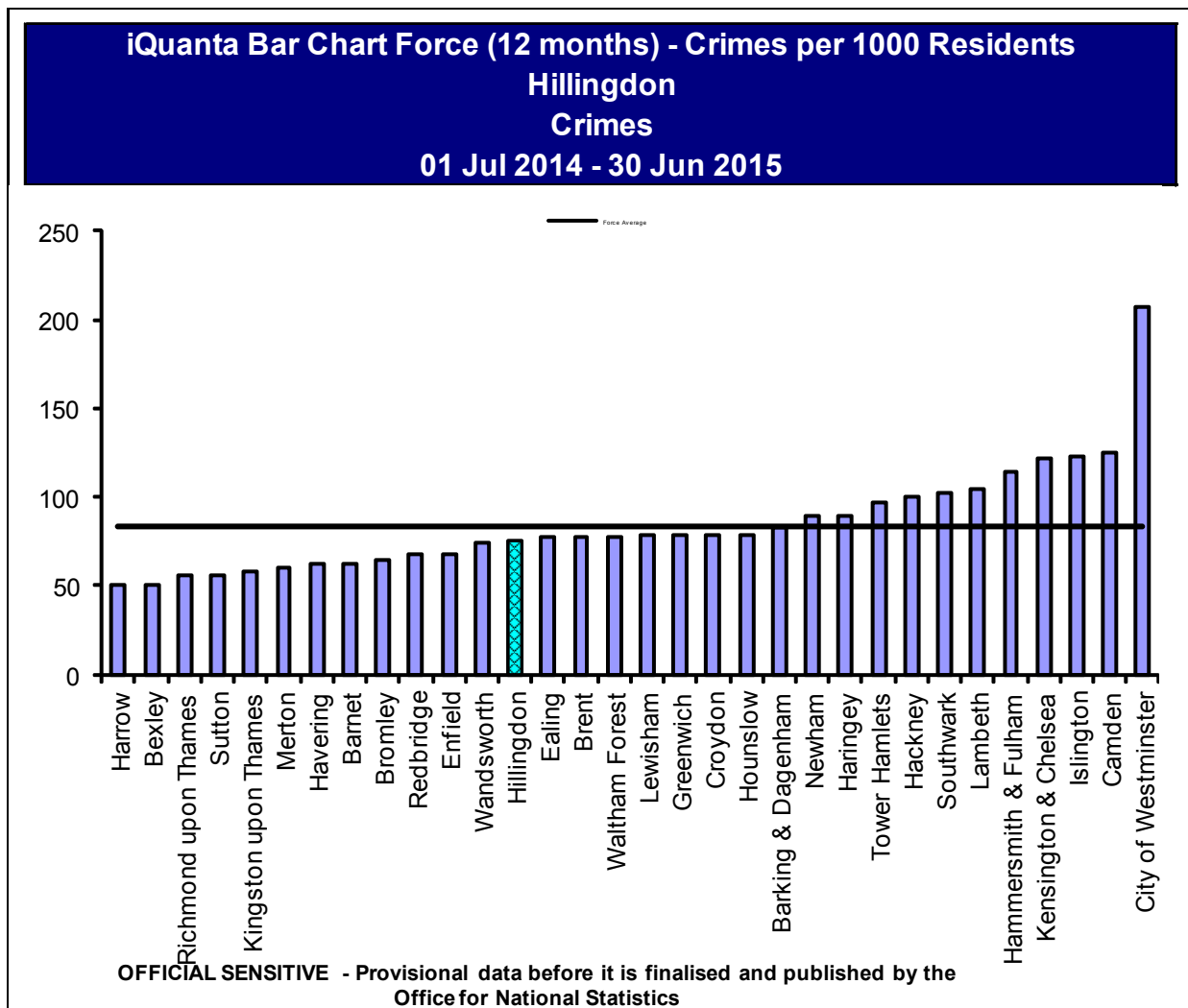
PART I – MEMBERS, PUBLIC AND PRESS

	TARGET	Hounslow - Business Intelligence Unit at CRC have been unable to 'cut it' for me for Hillingdon only for the data period we are looking. This could be reported back on in future and might be easier in fact when we move out of current cluster alignments into cohort arrangements) ON TARGET
	90% of Offenders complete their Unpaid Work Requirement - NEW TARGET	86% (N.B. - Performance data is for Hillingdon and Hounslow - Business Intelligence Unit at CRC have been unable to 'cut it' for me for Hillingdon only for the data period we are looking. This could be reported back on in future and might be easier in fact when we move out of current cluster alignments into cohort arrangements) SOME SLIPPAGE
	90% of Offenders successfully complete their programme requirement - NEW TARGET	86% (N.B. - Performance data is for Hillingdon and Hounslow - Business Intelligence Unit at CRC have been unable to 'cut it' for me for Hillingdon only for the data period we are looking. This could be reported back on in future and might be easier in fact when we move out of current cluster alignments into cohort arrangements) SOME SLIPPAGE
Ensure priority IOM offenders are provided with additional support by CRC.	65% of IOM offenders will successfully complete their licence or Community Order.	This project is part of the LCPF, which is still under negotiation
	70% of IOM offenders will reduce the number of offences over a 12 month period	This project is part of the LCPF, which is still under negotiation

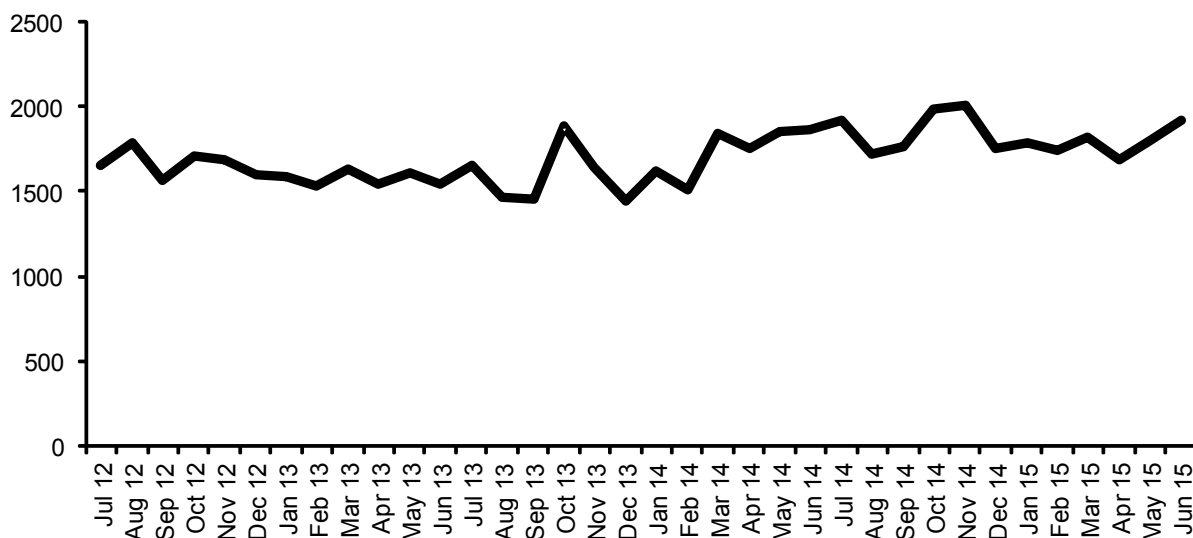
PART I – MEMBERS, PUBLIC AND PRESS

PART 3 - Performance data and trends

In addition to the performance tables, Board members are also presented with an overview of crime data for the key crime priorities.



**iQuanta Volume Chart - Crimes
Metropolitan Police - Hillingdon
Crimes
01 Jul 2012 - 30 Jun 2015**



OFFICIAL SENSITIVE - Provisional data before it is finalised and published by the Office for National Statistics

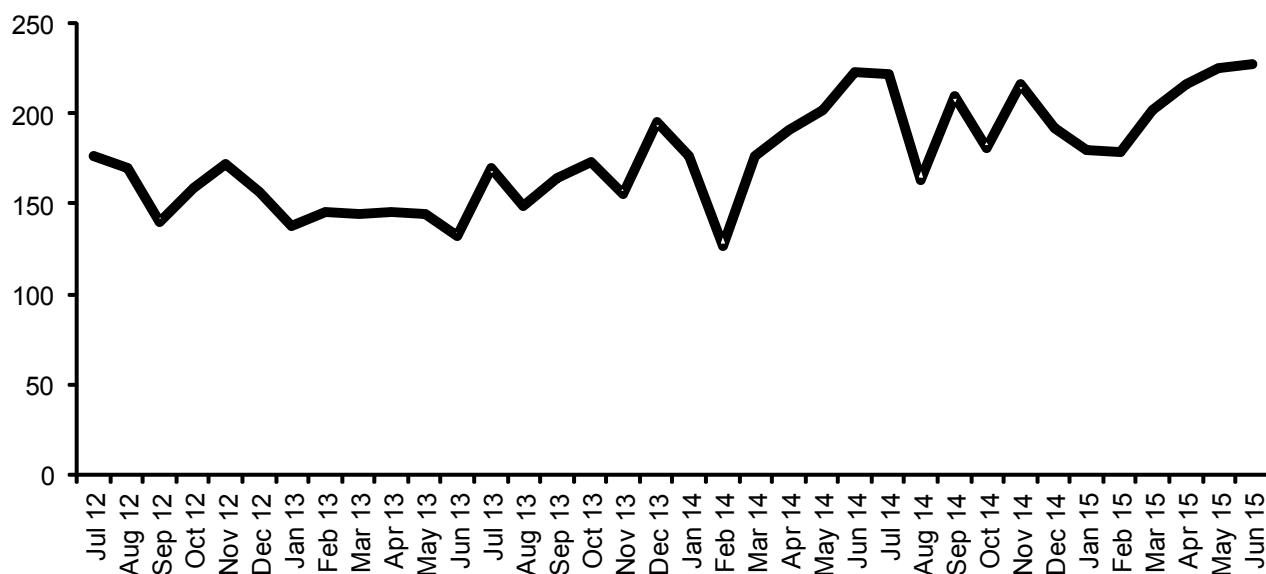
Previous Quarter			Current Quarter		
01 Jan 15 - 31 Mar 15			01 Apr 15 - 30 Jun 15		
5,355			5,408		
<u>Jan 15</u>	<u>Feb 15</u>	<u>Mar 15</u>	<u>Apr 15</u>	<u>May 15</u>	<u>Jun 15</u>
1,789	1,747	1,819	1,685	1,804	1,919

Quarter Previous Year			Current Quarter		
01-Apr-14 - 30-Jun-14			01-Apr-15 - 30-Jun-15		
5,471			5,408		
<u>Apr 14</u>	<u>May 14</u>	<u>Jun 14</u>	<u>Apr 15</u>	<u>May 15</u>	<u>Jun 15</u>
1,749	1,859	1,863	1,685	1,804	1,919

Previous Year to Date	Year to Date
01 Apr 14 - 30 Jun 14	01 Apr 15 - 30 Jun 15
5,471	5,408

Prev Year Ending Selected Month	Year Ending Selected Month
01 Jul 13 - 30 Jun 14	01 Jul 14 - 30 Jun 15
20,011	21,912

**iQuanta Volume Chart - Crimes
Metropolitan Police - Hillingdon
Violence with injury (iQuanta)
01 Jul 2012 - 30 Jun 2015**



OFFICIAL SENSITIVE - Provisional data before it is finalised and published by the Office for National Statistics

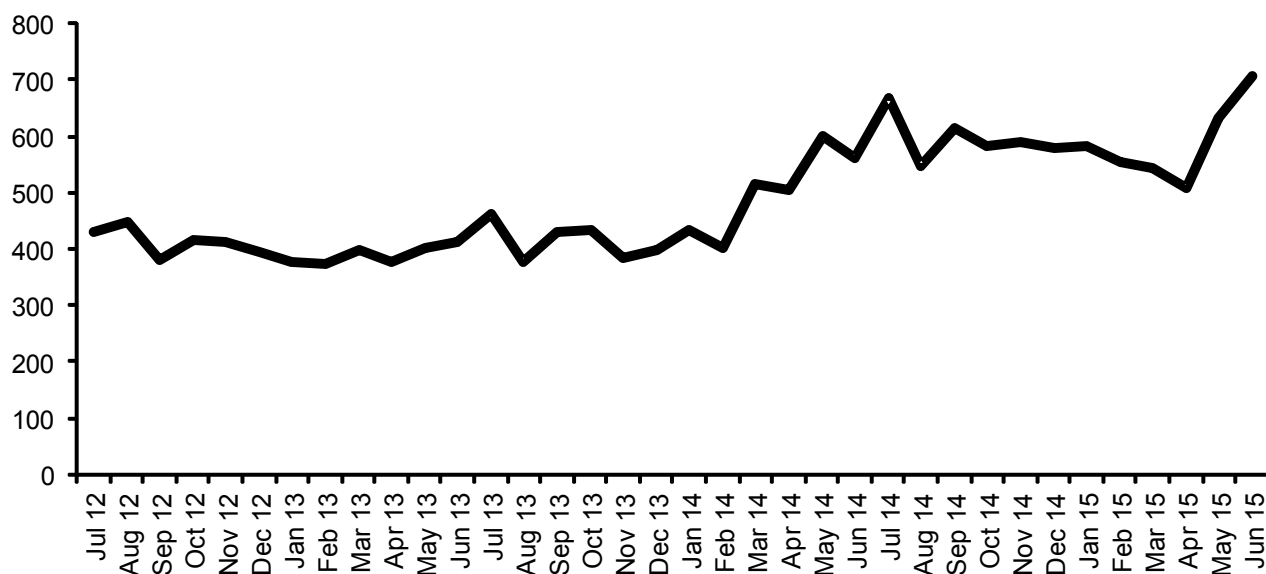
Previous Quarter			Current Quarter		
01 Jan 15 - 31 Mar 15			01 Apr 15 - 30 Jun 15		
561			668		
Jan 15	Feb 15	Mar 15	Apr 15	May 15	Jun 15
180	179	202	216	225	227
Up 107 (19%)					

Quarter Previous Year			Current Quarter		
01-Apr-14 - 30-Jun-14			01-Apr-15 - 30-Jun-15		
616			668		
Apr 14	May 14	Jun 14	Apr 15	May 15	Jun 15
191	202	223	216	225	227
Up 52 (8%)					

Previous Year to Date	Year to Date
01 Apr 14 - 30 Jun 14	01 Apr 15 - 30 Jun 15
616	668
Up 52 (8%)	

Prev Year Ending Selected Month	Year Ending Selected Month
01 Jul 13 - 30 Jun 14	01 Jul 14 - 30 Jun 15
2,104	2,413
Up 309 (15%)	

**iQuanta Volume Chart - Crimes
Metropolitan Police - Hillingdon
Violence against the person (iQuanta)
01 Jul 2012 - 30 Jun 2015**



OFFICIAL SENSITIVE - Provisional data before it is finalised and published by the Office for National Statistics

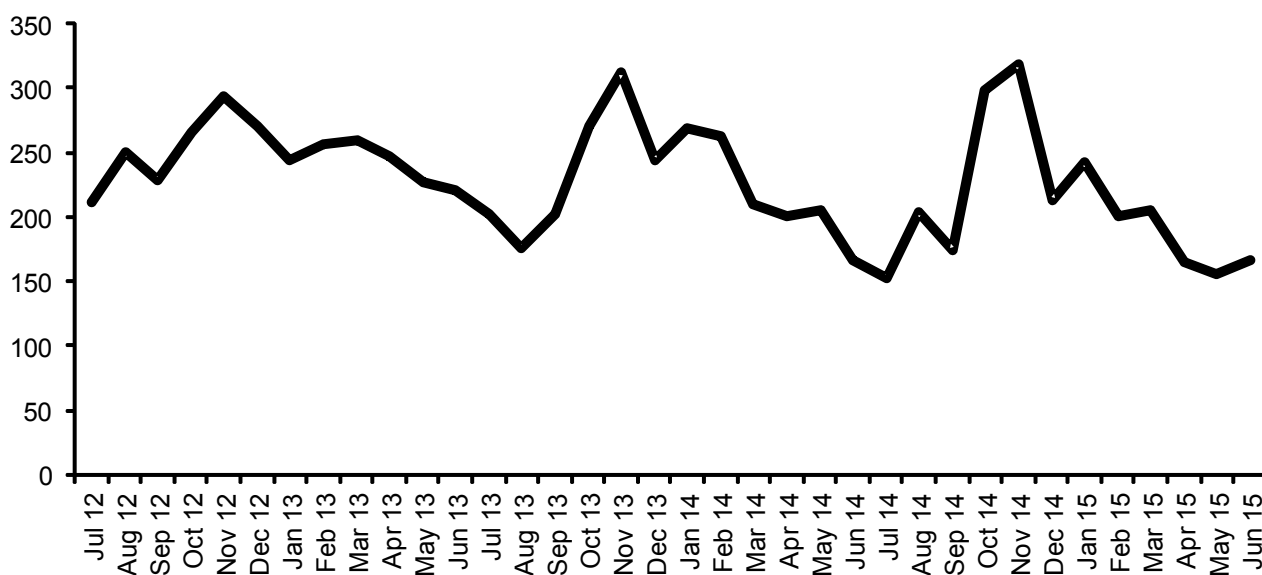
Previous Quarter			Current Quarter		
01 Jan 15 - 31 Mar 15			01 Apr 15 - 30 Jun 15		
1,680			1,846		
Jan 15	Feb 15	Mar 15	Apr 15	May 15	Jun 15
581	555	544	509	632	705

Quarter Previous Year			Current Quarter		
01-Apr-14 - 30-Jun-14			01-Apr-15 - 30-Jun-15		
1,667			1,846		
Apr 14	May 14	Jun 14	Apr 15	May 15	Jun 15
504	600	563	509	632	705

Previous Year to Date	Year to Date
01 Apr 14 - 30 Jun 14	01 Apr 15 - 30 Jun 15
1,667	1,846

Prev Year Ending Selected Month	Year Ending Selected Month
01 Jul 13 - 30 Jun 14	01 Jul 14 - 30 Jun 15
5,506	7,106

**iQuanta Volume Chart - Crimes
Metropolitan Police - Hillingdon
Burglary
01 Jul 2012 - 30 Jun 2015**



OFFICIAL SENSITIVE - Provisional data before it is finalised and published by the Office for National Statistics

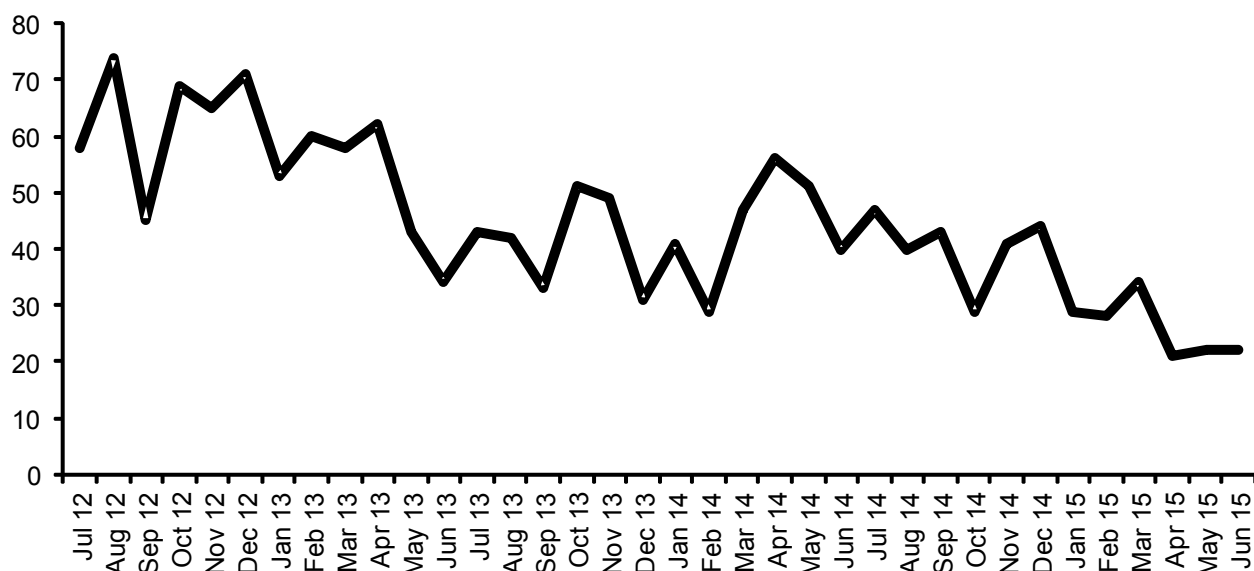
Previous Quarter			Current Quarter		
01 Jan 15 - 31 Mar 15			01 Apr 15 - 30 Jun 15		
647			488		
<u>Jan 15</u>	<u>Feb 15</u>	<u>Mar 15</u>	<u>Apr 15</u>	<u>May 15</u>	<u>Jun 15</u>
242	200	205	165	156	167
Down 159 (25%)					

Quarter Previous Year			Current Quarter		
01-Apr-14 - 30-Jun-14			01-Apr-15 - 30-Jun-15		
574			488		
<u>Apr 14</u>	<u>May 14</u>	<u>Jun 14</u>	<u>Apr 15</u>	<u>May 15</u>	<u>Jun 15</u>
201	206	167	165	156	167
Down 86 (15%)					

Previous Year to Date		Year to Date	
01 Apr 14 - 30 Jun 14		01 Apr 15 - 30 Jun 15	
574		488	
Down 86 (15%)			

Prev Year Ending Selected Month		Year Ending Selected Month	
01 Jul 13 - 30 Jun 14		01 Jul 14 - 30 Jun 15	
2,723		2,495	
Down 228 (8%)			

**iQuanta Volume Chart - Crimes
Metropolitan Police - Hillingdon
Robbery
01 Jul 2012 - 30 Jun 2015**



OFFICIAL SENSITIVE - Provisional data before it is finalised and published by the Office for National Statistics

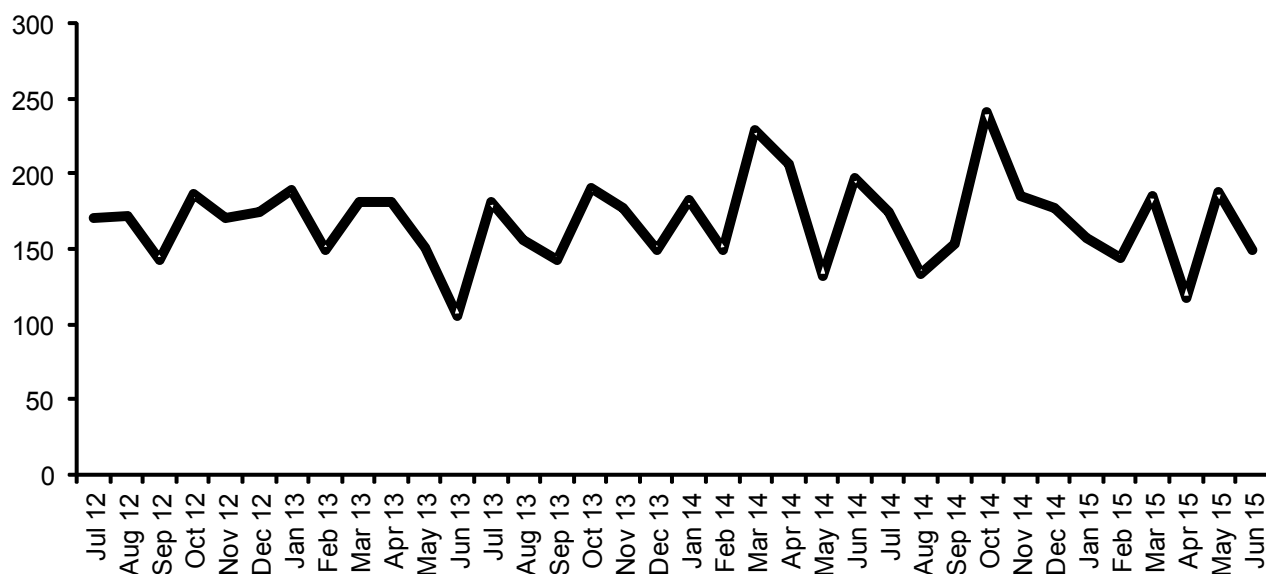
Previous Quarter			Current Quarter		
01 Jan 15 - 31 Mar 15			01 Apr 15 - 30 Jun 15		
91			65		
Jan 15	Feb 15	Mar 15	Apr 15	May 15	Jun 15
29	28	34	21	22	22

Quarter Previous Year			Current Quarter		
01-Apr-14 - 30-Jun-14			01-Apr-15 - 30-Jun-15		
147			65		
Apr 14	May 14	Jun 14	Apr 15	May 15	Jun 15
56	51	40	21	22	22

Previous Year to Date	Year to Date
01 Apr 14 - 30 Jun 14	01 Apr 15 - 30 Jun 15
147	65

Prev Year Ending Selected Month	Year Ending Selected Month
01 Jul 13 - 30 Jun 14	01 Jul 14 - 30 Jun 15
513	400

**iQuanta Volume Chart - Crimes
Metropolitan Police - Hillingdon
Theft from a vehicle
01 Jul 2012 - 30 Jun 2015**



OFFICIAL SENSITIVE - Provisional data before it is finalised and published by the Office for National Statistics

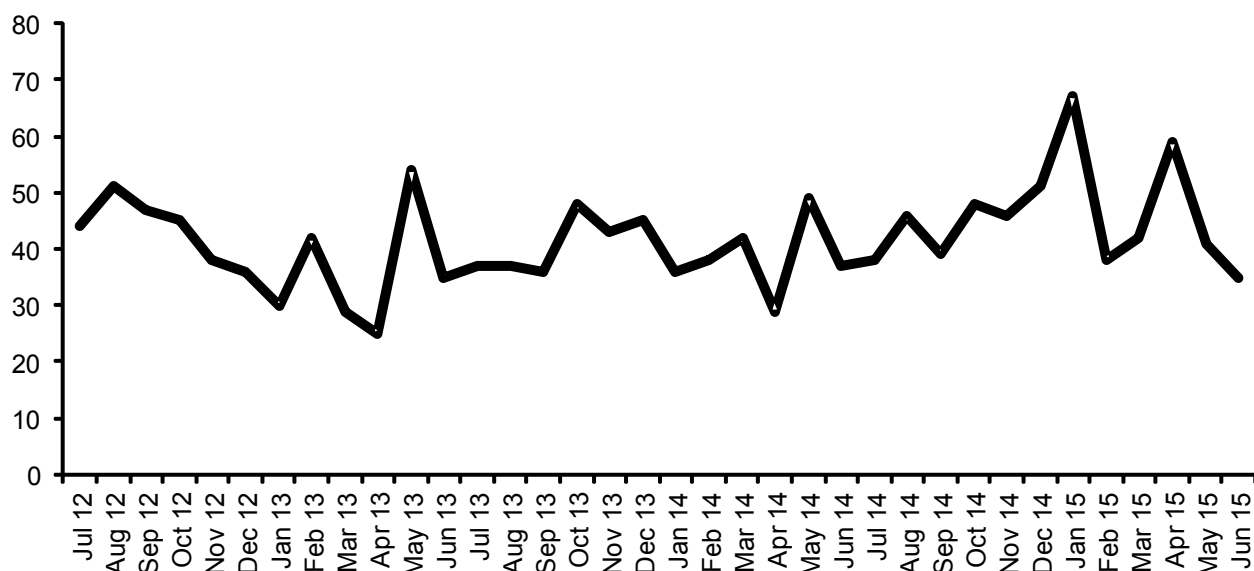
Previous Quarter			Current Quarter		
01 Jan 15 - 31 Mar 15			01 Apr 15 - 30 Jun 15		
486			455		
Jan 15	Feb 15	Mar 15	Apr 15	May 15	Jun 15
157	144	185	118	188	149

Quarter Previous Year			Current Quarter		
01-Apr-14 - 30-Jun-14			01-Apr-15 - 30-Jun-15		
536			455		
Apr 14	May 14	Jun 14	Apr 15	May 15	Jun 15
207	132	197	118	188	149

Previous Year to Date	Year to Date
01 Apr 14 - 30 Jun 14	01 Apr 15 - 30 Jun 15
536	455

Prev Year Ending Selected Month	Year Ending Selected Month
01 Jul 13 - 30 Jun 14	01 Jul 14 - 30 Jun 15
2,092	2,005

**iQuanta Volume Chart - Crimes
Metropolitan Police - Hillingdon
Theft of a vehicle
01 Jul 2012 - 30 Jun 2015**



OFFICIAL SENSITIVE - Provisional data before it is finalised and published by the Office for National Statistics

Previous Quarter			Current Quarter		
01 Jan 15 - 31 Mar 15			01 Apr 15 - 30 Jun 15		
147			135		
Down 12 (8%)					
<u>Jan 15</u>	<u>Feb 15</u>	<u>Mar 15</u>	<u>Apr 15</u>	<u>May 15</u>	<u>Jun 15</u>
67	38	42	59	41	35

Quarter Previous Year			Current Quarter		
01-Apr-14 - 30-Jun-14			01-Apr-15 - 30-Jun-15		
115			135		
Up 20 (17%)					
<u>Apr 14</u>	<u>May 14</u>	<u>Jun 14</u>	<u>Apr 15</u>	<u>May 15</u>	<u>Jun 15</u>
29	49	37	59	41	35

Previous Year to Date	Year to Date
01 Apr 14 - 30 Jun 14	01 Apr 15 - 30 Jun 15
115	135
Up 20 (17%)	

Prev Year Ending Selected Month	Year Ending Selected Month
01 Jul 13 - 30 Jun 14	01 Jul 14 - 30 Jun 15
477	550
Up 73 (15%)	